

## NeuroTools.stgen

```
1 import pylab
2 import NeuroTools.signals as signals

7 import NeuroTools.stgen as stgen

8 sg = stgen.StGen()
9 duration = 10000.
10 rate_independent = 100. #Hz
11 rate_shared = 20. #Hz, 20 % correlation
12 st1 = sg.poisson_generator(rate=rate_independent, t_stop = duration)
13 print "Spiketrain 1:"

    Spiketrain 1:

14 print "mean rate: %f" % st1.mean_rate()

    mean rate: 98.300000

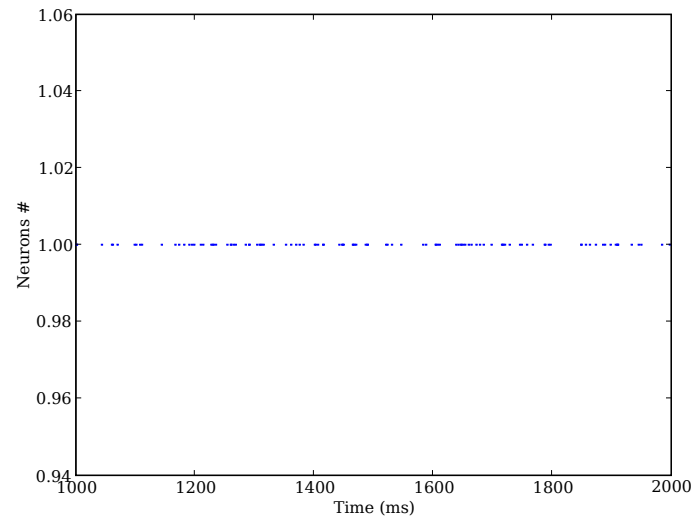
15 print "coefficient of variation: %f" % st1.cv_isi()

    coefficient of variation: 1.049050

16 print "fano factor: %f" % st1.fano_factor_isi()

    fano factor: 11.202128

17 st1.raster_plot(display=True)
18 pylab.xlim(1000.,2000.)
19 pylab.show()
```



```
21
22 st2 = sg.poisson_generator(rate=rate_independent, t_stop = duration)
23 print "Spiketrain 2:"
```

Spiketrain 2:

```
23 print "mean rate: %f" % st2.mean_rate()
```

mean rate: 97.700000

```
24 print "coefficient of variation: %f" % st2.cv_isi()
```

coefficient of variation: 1.072666

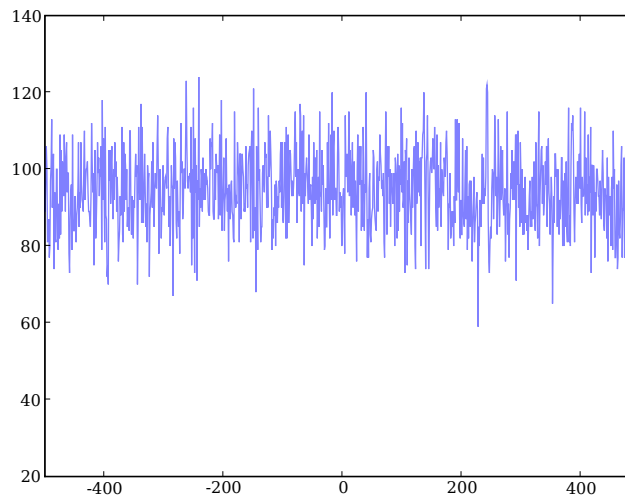
```
26 print "fano factor: %f" % st2.fano_factor_isi()
```

fano factor: 11.787678

cross correlation

```
28 import numpy
29 pylab.figure()
```

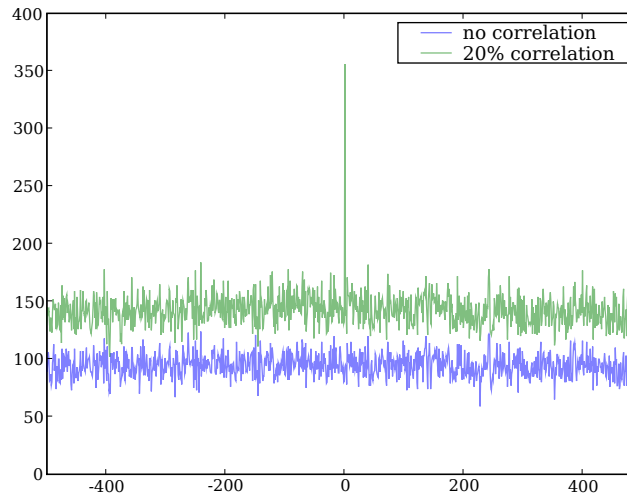
```
30 cc = numpy.correlate(st1.time_histogram(time_bin = 1.),
31                     st2.time_histogram(time_bin = 1.),
32                     mode = 'same')
33 time_axis = numpy.linspace(cc.shape[0]/-2., cc.shape[0]/2, cc.shape[0])
34
35 pylab.plot(time_axis, cc, label = 'no correlation', alpha = 0.5)
36 pylab.xlim(-500.,500.)
37 pylab.show()
```



inject correlation into st1 and st2

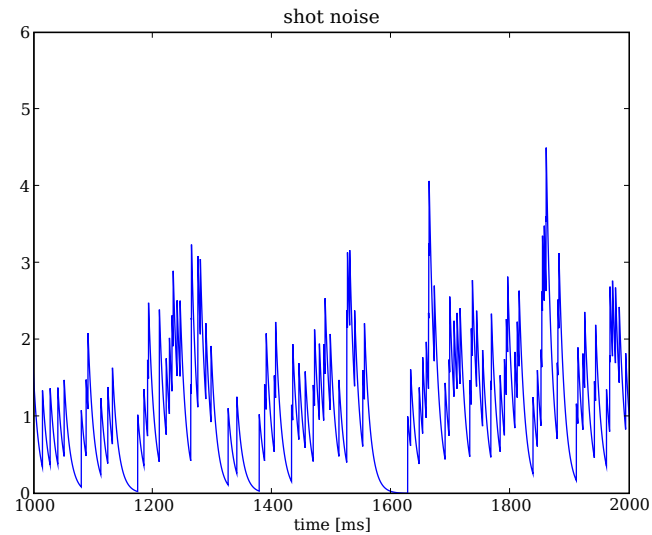
```
40 st3 = sg.poisson_generator(rate = rate_shared, t_stop = duration)
41 st1.merge(st3)
42 st2.merge(st3)
43
44 cc2 = numpy.correlate(st1.time_histogram(time_bin = 1.),
45                     st2.time_histogram(time_bin = 1.),
46                     mode = 'same')
47
```

```
48 pylab.plot(time_axis, cc2, label = '20% correlation', alpha = 0.5)
49 pylab.legend()
50 pylab.xlim(-500.,500.)
51 pylab.show()
```



generate shot noise from st1

```
54 st1 = sg.poisson_generator(rate=rate_independent, t_stop = duration)
55 st1_shot = stgen.shotnoise_fromspikes(st1, q = 1.0, tau = 10., t_start = st1.t_start, t_stop = st1.
    t_stop, array=True)
56 f = pylab.figure()
57 pylab.plot(st1_shot[1], st1_shot[0])
58 f.gca().set_title('shot noise')
59 f.gca().set_xlabel('time [ms]')
60 pylab.xlim(1000.,2000.)
61 pylab.show()
```



spike triggered average reveals the original shot-noise kernel

```
64 st1_shot = stgen.shotnoise_fromspikes(st1, q = 1.0, tau = 10., t_start = st1.t_start, t_stop = st1.  
    t_stop)  
65 sta = st1_shot.event_triggered_average(st1, display = True, average = True)  
66 pylab.show()
```

